

The Official

Spuddy Buddy
Coloring Book



www.idahopotato.com

Draw your own Spuddy Buddy!

Practice drawing your Spuddy Buddy on this side.



1

Draw a **ROUND** Idaho Potato shape.



2

Then draw Spuddy Buddy's **SMILEY FACE**.



3

Draw his **'FAMOUS POTATOES'** SWEATER.



4

Then draw his **ARMS** and **HANDS**.



5

Add his **LEGS** and **FEET** and you've drawn your first Spuddy Buddy!

How to color Spuddy Buddy.

Spuddy Buddy's body is
Idaho Potato **BROWN**.

Spuddy Buddy
loves his **RED**
sweater.

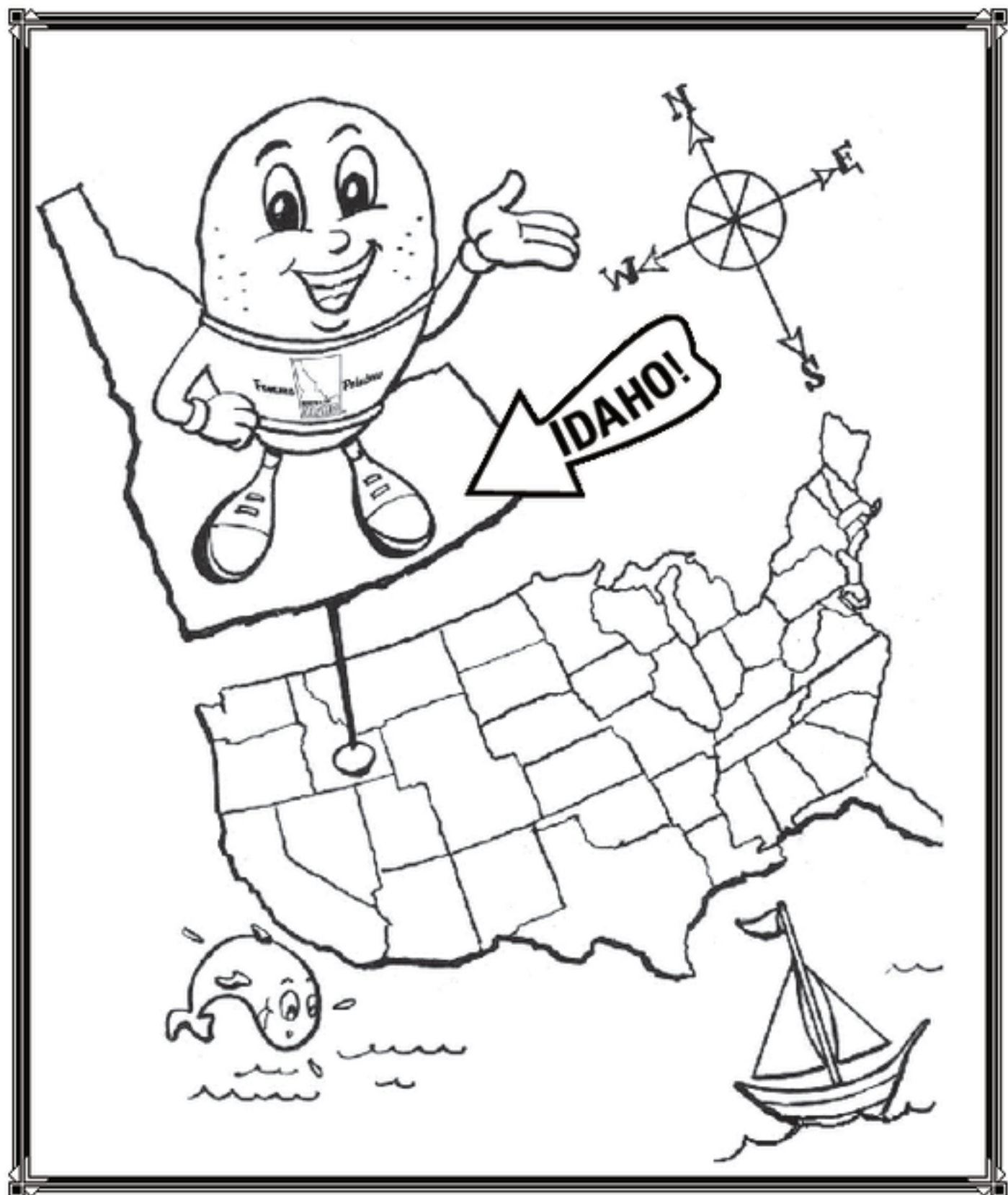
Color the
state of Idaho
in **YELLOW**.

Spuddy Buddy's hands
are also Idaho Potato
BROWN.


Spuddy Buddy's favorite
sneakers are **BLACK**
with **WHITE** tips.

If you get stuck, look at Spuddy Buddy
on the front of your coloring book.


Where do the best potatoes come from?




Spuddy Buddy plants a seed potato.




The potato plants grow big and strong in Idaho's rich soil.



Spuddy Buddy harvests the crop.



Spuddy Buddy carefully inspects
all the potatoes...




...and sends them off to the market.




Some of the potatoes are frozen. Some go into boxes.
And some are left just the way they are.



How does mom know she's getting
REAL Idaho Potatoes?



Idaho Potatoes always taste GREAT!



Join the Spuddy Buddy fan club!



www.idahopotato.com



Famous



Potatoes

